


9001K2L7LH13

plavi svijetleći potisni gumb Ø 30 – otpuštanje
povlačenjem – 230 V – 1OC



Glavno

Range of product	Harmony 9001K
Product or component type	Illuminated push-button
Device short name	9001K
Type of operator	Spring return
Operator profile	Blue projecting unmarked
Operator additional information	Without guard

Komplementarno

Bezel material	Chromium plated metal
Mounting diameter	30 mm
Shape of signaling unit head	Octagonal
Light source	Incandescent
Light source	Incandescent
Bulb base	BA 9s
Light block supply	Via integral transformer
[Us] rated supply voltage	220...240 V AC
Contacts type and composition	1 C/O
Connections - terminals	Screw clamp terminals (1 x 0.22...2 x 1.5 mm ²) conforming to IEC 60947-1
Tightening torque	0.8 N.m conforming to IEC 60947-1
Shape of screw head	Cross slotted
Mechanical durability	5000000 cycles
Operating position	Any position
[Ie] rated operational current	3 A at 240 V (AC-15) A600-Q600 conforming to NEMA
[Ui] rated insulation voltage	250 V (degree of pollution: 3) conforming to IEC 60947-1
[Uimp] rated impulse withstand voltage	2.5 kV conforming to IEC 60947-1
Contacts material	Silver alloy contacts
Contact operation	Standard
Positive opening	Without
Short-circuit protection	10 A cartridge fuse conforming to IEC 60947-5-1
[Ith] conventional free air thermal current	10 A
[Icm] rated short-circuit making capacity	<= 12 kA at 600 V (AC-15) 7200 VA <= 15 kA at 480 V (AC-15) 7200 VA <= 30 kA at 240 V (AC-15) 7200 VA <= 60 kA at 120 V (AC-15) 7200 VA
Rated breaking capacity	<= 0.1 kA at 600 V (DC-13) <= 0.27 kA at 250 V (DC-13) <= 0.55 kA at 125 V (DC-13) <= 1.2 kA at 600 V (AC-15) 720 VA <= 1.5 kA at 480 V (AC-15) 720 VA <= 3 kA at 240 V (AC-15) 720 VA <= 6 kA at 120 V (AC-15) 720 VA
CAD overall width	54 mm
CAD overall height	42 mm
CAD overall depth	103 mm
Terminals description ISO n°1	(13-14-11-12)OF
Product weight	0.14 kg

Informacije dane u ovoj dokumentaciji sadrže opće opise i/ili tehničke karakteristike o performansama ovdje sadržanih proizvoda. Ova dokumentacija nije namijenjena kao zamjena za niti bi se trebala koristiti za određivanje prikladnosti ili pouzdanosti predmetnih proizvoda za konkretne korisničke primjene. Svaki takav korisnik ili integrator dužan je provesti odgovarajuću i potpunu analizu rizika, procjenu i ispitivanje proizvoda u odnosu na odgovarajuću specifičnu primjenu ili uporabu istog. Niti društvo Schneider Electric, Industries SAS niti bilo koje od njegovih povezanih poduzeća ili podružnica neće preuzeti obvezu ili snositi odgovornost za pogrešnu upotrebu ovdje sadržanih informacija.

Okolina

standards	EN/IEC 60947-1 EN/IEC 60947-5-1 EN/IEC 60947-5-4 JIS C 4520 JIS C 852 UL 508 CSA C22.2 No 14
product certifications	NEMA UL 508
protective treatment	TC
ambient air temperature for storage	-40...70 °C
ambient air temperature for operation	-25...70 °C
vibration resistance	7 gn (f = 2...500 Hz) conforming to IEC 60068-2-6
shock resistance	50 gn conforming to IEC 60068-2-27
overvoltage category	Class II conforming to IEC 61140
IP degree of protection	IP66 conforming to IEC 60529
NEMA degree of protection	NEMA 1 NEMA 12 NEMA 13 NEMA 2 NEMA 3 NEMA 3R NEMA 4

Offer Sustainability

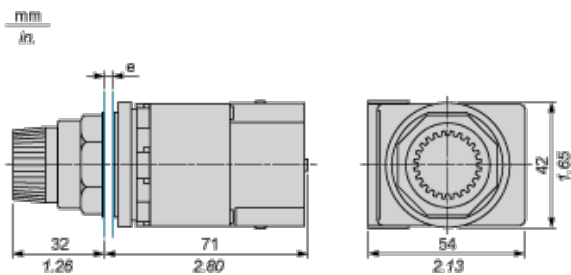
Compliant - since 0921 - Schneider Electric declaration of conformity Compliant - since 0921 - Schneider Electric declaration of conformity of conformity

Reference not containing SVHC above the threshold Reference not containing SVHC above the threshold

Contractual warranty

Warranty period 18 months

Dimensions



e panel thickness: 1 to 6 mm/ 0.04 to 0.24 in.

Contact Block Mounting Position

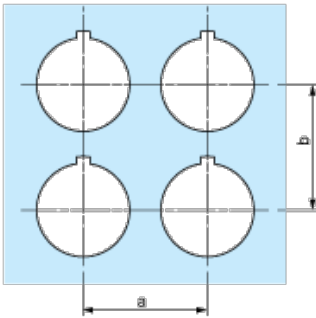
Top and Rear views



- (1) It is possible to mount up to 3 levels of contacts blocks (maximum of 6 contacts blocks)
- (2) Operator
- (3) Locating notch
- (4) Side 1
- (5) Side 2

Panel Cut-Out

Clearance



Legend plate	a min.		b min.	
	mm	in.	mm	in.
9001KN2••	57.2	2.25	44.5	1.75
9001KN3••	57.2	2.25	50.8	2.00

Individual Cut-outs Details

2 alternatives

