

K1A001AL

kućište za sklopku – 1 pol – 45° – 12 A – montiranje pomoću vijaka



Glavno

Range of product	Harmony K
Product or component type	Cam switch body
Component name	K1
[Ith] conventional free air thermal current	12 A
Sub-assembly composition	Contact blocks + fixing plate
Cam switch function	OFF-ON switch
Off position	With Off position
Poles description	1P
Switching positions	Right: 0° - 45°
Product mounting	Front mounting
Fixing mode	Multifixing
Bezel material	Plastic

Komplementarno






Switching angle	45 °
[Ui] rated insulation voltage	690 V degree of pollution 3 conforming to IEC 60947-1
[Ithe] conventional enclosed thermal current	10 A
Rated operational power in W	600 W AC-3/230 V 1 phase conforming to IEC 947-3 1500 W AC-3/400 V 1 phase conforming to IEC 947-3 1100 W AC-3/230 V 3 phases conforming to IEC 947-3 8300 W AC-21/400 V 3 phases conforming to IEC 947-3 1500 W AC-3/690 V 3 phases conforming to IEC 947-3 2200 W AC-23A/400 V 3 phases conforming to IEC 947-3 1500 W AC-3/500 V 3 phases conforming to IEC 947-3 2200 W AC-23A/500 V 3 phases conforming to IEC 947-3 1500 W AC-3/400 V 3 phases conforming to IEC 947-3 1500 W AC-23A/230 V 3 phases conforming to IEC 947-3 2200 W AC-23A/690 V 3 phases conforming to IEC 947-3 4800 W AC-21/230 V 3 phases conforming to IEC 947-3 10500 W AC-21/500 - 660 V 3 phases conforming to IEC 947-3
[Ile] rated operational current AC	1 A at 500 V AC-15 conforming to IEC 947-5-1 2 A at 400 V AC-15 conforming to IEC 947-5-1 3 A at 230 V AC-15 conforming to IEC 947-5-1 1.8 A at 690 V AC-3 3 phases conforming to IEC 947-3 2.8 A at 500 V AC-3 3 phases conforming to IEC 947-3 2.8 A at 690 V AC-23A 3 phases conforming to IEC 947-3 3.3 A at 400 V AC-3 3 phases conforming to IEC 947-3 3.8 A at 500 V AC-23A 3 phases conforming to IEC 947-3 4.6 A at 230 V AC-3 3 phases conforming to IEC 947-3 4.8 A at 400 V AC-23A 3 phases conforming to IEC 947-3 5.6 A at 230 V AC-23A 3 phases conforming to IEC 947-3
Electrical durability	1000000 cycles AC-15 1000000 cycles AC-21 500000 cycles AC-23 500000 cycles AC-3
Operating rate	2.5 cyc/mn AC-21 2.5 cyc/mn AC-23 2.5 cyc/mn AC-3 8.333 cyc/mn AC-15
Short-circuit current	10000 A
Short-circuit protection	16 A by cartridge fuse, type gG
[Uimp] rated impulse withstand voltage	4 kV in isolating function 6 kV conforming to IEC 947-1
Contact operation	Slow-break

Informacije dane u ovoj dokumentaciji sadrže opće tehničke karakteristike o performansama ovdje sadržanih proizvoda. Ova dokumentacija nije namijenjena kao zamjena za niti bi se trebala koristiti za određivanje prikladnosti ili pouzdanosti predmetnih proizvoda za konkretne korisničke primjene. Svaki takav korisnik ili integrator dužan je provesti odgovarajuću i poplunu analizu rizika, procjenu i ispitivanje proizvoda u odnosu na odgovarajuću specifičnu primjenu ili uporabu istog. Niti društvo Schneider Electric Industries SAS niti bilo koje od njegovih povezanih poduzeća ili podružnica neće preuzeti obvezu ili snositi odgovornost za pogrešnu upotrebu ovdje sadržanih informacija.

Switching Program



Convention Used for Switching Program Representation

-  Contact closed
-  Contact closed in 2 positions and maintained between the 2 positions
-  Sealed assembly for auto-maintain control
-  Overlapping contacts
-  Spring return position: for a switching angle of 90°, spring return is over 30° after the last position (for a maximum of 3 simultaneous contacts).

Example:

