

LP1K0610ED

sklopnik TeSys K – 3P (3 NO) – AC-3 – ≤ 440 V
6 A – Zavojnica 48 V DC



Glavno

Range	TeSys
Product or component type	Contactors
Product name	TeSys K
Device short name	LP1K
Device application	Control
Contactors application	Motor control

Komplementarno

Utilisation category	AC-3 AC-4
Poles description	3P
Pole contact composition	3 NO
[Ue] rated operational voltage	690 V AC 50/60 Hz for power circuit ≤ 690 V AC 50/60 Hz for signalling circuit
[Ie] rated operational current	6 A at ≤ 440 V AC AC-3 for power circuit
Control circuit type	DC standard
[Uc] control circuit voltage	48 V DC
Motor power kW	1.5 kW at 220...230 V AC 50/60 Hz AC-3 2.2 kW at 380...415 V AC 50/60 Hz AC-3 1.5 kW at 400 V AC 50/60 Hz AC-4 3 kW at 660...690 V AC 50/60 Hz AC-3 3 kW at 440 V AC 50/60 Hz AC-3 3 kW at 480 V AC 50/60 Hz AC-3 3 kW at 500...600 V AC 50/60 Hz AC-3
Auxiliary contact composition	1 NO
[Uimp] rated impulse withstand voltage	8 kV
Overvoltage category	III
[Ith] conventional free air thermal current	20 A at ≤ 50 °C for power circuit 10 A at ≤ 50 °C for signalling circuit
Irms rated making capacity	110 A AC for power circuit conforming to NF C 63-110 110 A AC for power circuit conforming to IEC 60947 110 A AC for signalling circuit conforming to IEC 60947
Rated breaking capacity	110 A at 415 V conforming to IEC 60947 110 A at 440 V conforming to IEC 60947 80 A at 500 V conforming to IEC 60947 110 A at 220...230 V conforming to IEC 60947 110 A at 380...400 V conforming to IEC 60947 70 A at 660...690 V conforming to IEC 60947
[Icw] rated short-time withstand current	90 A ≤ 50 °C 1 s power circuit 85 A ≤ 50 °C 5 s power circuit 80 A ≤ 50 °C 10 s power circuit 60 A ≤ 50 °C 30 s power circuit 45 A ≤ 50 °C 1 min power circuit 40 A ≤ 50 °C 3 min power circuit 80 A 1 s signalling circuit 90 A 500 ms signalling circuit 110 A 100 ms signalling circuit 20 A ≤ 50 °C ≥ 15 min power circuit
Associated fuse rating	25 A gG at ≤ 440 V for power circuit 25 A aM for power circuit

Informacije dane u ovoj dokumentaciji sadrže opće opise i/ili tehničke karakteristike o performansama ovdje sadržanih proizvoda. Ova dokumentacija nije namijenjena kao zamjena za niti bi se trebala koristiti za određivanje prikladnosti ili pouzdanosti predmetnih proizvoda za konkretne korisničke primjene. Svaki takav korisnik ili integrator dužan je provesti odgovarajuću i popununu analizu rizika, procjenu i ispitivanje proizvoda u odnosu na odgovarajuću specifičnu primjenu ili uporabu istog. Niti društvo Schneider Electric Industries SAS niti bilo koje od njegovih povezanih poduzeća ili podružnica neće preuzeti obvezu ili snositi odgovornost za pogrešnu upotrebu ovdje sadržanih informacija.

10 A gGfor signalling circuit conforming to IEC 60947
10 A gGfor signalling circuit conforming to VDE 0660

Average impedance	3 mOhm at 50 Hz - lth 20 A for power circuit
[Uij] rated insulation voltage	690 V for power circuit conforming to IEC 60947-4-1 600 Vfor power circuit conforming to UL 508 690 Vfor signalling circuit conforming to IEC 60947-4-1 690 Vfor signalling circuit conforming to IEC 60947-5-1 600 Vfor signalling circuit conforming to UL 508 600 Vfor power circuit conforming to CSA C22.2 No 14 600 Vfor signalling circuit conforming to CSA C22.2 No 14
Insulation resistance	> 10 MOhmfor signalling circuit
Inrush power in W	3 W at 20 °C
Hold-in power consumption in W	3 W at 20 °C
Heat dissipation	3 W
Control circuit voltage limits	0.8...1.15 U _c at ≤ 50 °C operational 0.1...0.75 U _c at ≤ 50 °C drop-out
Connections - terminals	Screw clamp terminals 1 cable(s) 1.5...4 mm ² - cable stiffness: solid Screw clamp terminals 1 cable(s) 0.75...4 mm ² - cable stiffness: flexible - without cable end Screw clamp terminals 1 cable(s) 0.34...2.5 mm ² - cable stiffness: flexible - with cable end Screw clamp terminals 2 cable(s) 1.5...4 mm ² - cable stiffness: solid Screw clamp terminals 2 cable(s) 0.75...4 mm ² - cable stiffness: flexible - without cable end Screw clamp terminals 2 cable(s) 0.34...1.5 mm ² - cable stiffness: flexible - with cable end
Operating rate	3600 cyc/h
Auxiliary contacts type	Type instantaneous (1 NO)
Minimum switching current	5 mAfor signalling circuit
Minimum switching voltage	17 Vfor signalling circuit
Mounting support	Plate Rail
Tightening torque	1.3 N.m - on screw clamp terminals - with screwdriver Philips No 2 1.3 N.m - on screw clamp terminals - with screwdriver flat Ø 6 mm
Operating time	10 ms coil de-energisation and NO opening 30...40 ms coil energisation and NO closing
Safety reliability level	B10d = 1369863 cycles contactor with nominal load conforming to EN/ISO 13849-1 B10d = 20000000 cycles contactor with mechanical load conforming to EN/ISO 13849-1
Non overlap distance	0.5 mm
Mechanical durability	10 Mcycles
Electrical durability	1.3 Mcycles 6 A AC-3 at U _e ≤ 440 V
Mechanical robustness	Shocks contactor closed, on Z axis 15 Gn for 11 ms IEC 60068-2-27 Shocks contactor opened, on Z axis 10 Gn for 11 ms IEC 60068-2-27 Vibrations contactor closed 4 Gn, 5...300 Hz IEC 60068-2-6 Vibrations contactor opened 2 Gn, 5...300 Hz IEC 60068-2-6 Shocks contactor opened, on X axis 10 Gn for 11 ms IEC 60068-2-27 Shocks contactor opened, on Y axis 6 Gn for 11 ms IEC 60068-2-27 Shocks contactor closed, on X axis 15 Gn for 11 ms IEC 60068-2-27 Shocks contactor closed, on Y axis 10 Gn for 11 ms IEC 60068-2-27
Depth	57 mm
Product weight	0.225 kg

Okolina

standards	BS 5424 IEC 60947 NF C 63-110 VDE 0660
product certifications	CSA UL
IP degree of protection	IP2x conforming to VDE 0106
protective treatment	TC conforming to IEC 60068 TC conforming to DIN 50016
ambient air temperature for storage	-50...80 °C
operating altitude	2000 m without derating in temperature

flame retardance

V1 conforming to UL 94
Requirement 2 conforming to NF F 16-101
Requirement 2 conforming to NF F 16-102

Offer Sustainability

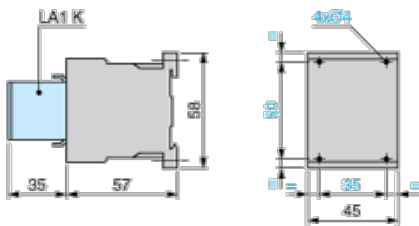
Green Premium product	Green Premium product
Compliant - since 0640 - Schneider Electric declaration of conformity	Compliant - since 0640 - Schneider Electric declaration of conformity
Reference not containing SVHC above the threshold	Reference not containing SVHC above the threshold
Available	Available
Available	Available

Contractual warranty

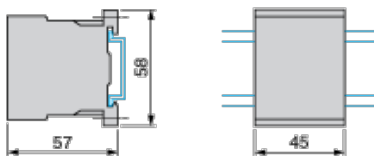
Warranty period	18 months
-----------------	-----------

Dimensions

Contactors LC1 K, LP1 K, LP4 K: Mounting on Panel

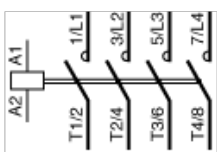


Contactors LC1 K, LP1 K, LP4 K: Mounting on Rail AM1 DP200 or AM1 DE200 (35 mm)



Wiring

3-Pole Contactors: 3P + N/O



3-Pole Contactors: 3P + N/C

