

RSB1A120F7

utični relej sučelja – Zelio RSB – 1 C/O – 120 V AC – 12 A



Glavno

Range of product	Zelio Relay
Series name	Interface relay
Product or component type	Plug-in relay
Device short name	RSB
Contacts type and composition	1 C/O
Contact operation	Standard
[Uc] control circuit voltage	120 V AC
[Ithe] conventional enclosed thermal current	12 Aat -40...40 °C
Status LED	Without
Control type	Without push-button
Sale per indivisible quantity	10

Komplementarno

Shape of pin	Flat (PCB type)
Average resistance	8360 Ohm (AC)at 20 °C +/- 10 %
[Ue] rated operational voltage	96...180 V, 50/60 Hz AC
[Ui] rated insulation voltage	400 V conforming to EN/IEC 60947
[Uimp] rated impulse withstand voltage	3.6 kV conforming to IEC 61000-4-5
Contacts material	Silver alloy (AgNi)
[Ie] rated operational current	12 A, NO (AC-1/DC-1) conforming to IEC 6 A, NC (AC-1/DC-1) conforming to IEC
Minimum switching current	100 mA
Maximum switching voltage	250 V DC conforming to IEC
Switching voltage	5 V
Maximum switching capacity	3000 VA/336 W
Load current	12 Aat 250 V AC 12 Aat 28 V DC
Minimum switching capacity	500 mW at 100 mA / 5 V
Operating rate	<= 600 cycles/hour under load <= 18000 cycles/hour no-load
Mechanical durability	10000000 cycles
Electrical durability	100000 cycles (12 Aat 250 V, AC-1) NO 100000 cycles (6 Aat 250 V, AC-1) NC
Operating time	20 ms operating 20 ms reset
Average coil consumption	0.75 VA AC
Drop-out voltage threshold	>= 0.15 Uc AC
Safety reliability data	B10d = 100000
Protection category	RT I
Operating position	Any position
Product weight	0.014 kg
Device presentation	Complete product

Okolina

dielectric strength	1000 V AC between contacts 2500 V AC between poles 5000 V AC between coil and contact
---------------------	---

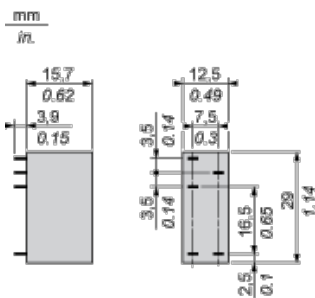
Informacije dane u ovoj dokumentaciji sadrže opće opise i/ili tehničke karakteristike o performansama ovdje sadržanih proizvoda. Ova dokumentacija nije namijenjena kao zamjena za niti bi se trebala koristiti za određivanje prikladnosti ili pouzdanosti predmetnih proizvoda za konkretne korisničke primjene. Svaki takav korisnik ili integrator dužan je provesti odgovarajuću i potpunu analizu rizika, procjenu i ispitivanje proizvoda u odnosu na odgovarajuću specifičnu primjenu ili uporabu istog. Niti društvo Schneider Electric Industries SAS niti bilo koje od njegovih povezanih poduzeća ili podružnica neće preuzeti obvezu ili snositi odgovornost za pogrešnu upotrebu sadržanih informacija.

standards	EN/IEC 61810-1 UL 508 CSA C22.2 No 14
product certifications	CSA UL EAC
ambient air temperature for storage	-40...85 °C
vibration resistance	+/- 1 mm (f = 10...55 Hz) conforming to EN/IEC 60068-2-6
IP degree of protection	IP40 conforming to EN/IEC 60529
shock resistance	10 gn for 11 ms not operating conforming to EN/IEC 60068-2-27 5 gn for 11 ms in operation conforming to EN/IEC 60068-2-27
ambient air temperature for operation	-40...70 °C (AC)

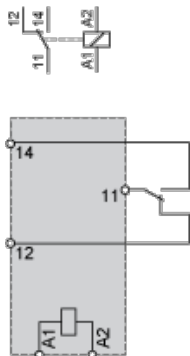
Contractual warranty

Warranty period	18 months
-----------------	-----------

Dimensions



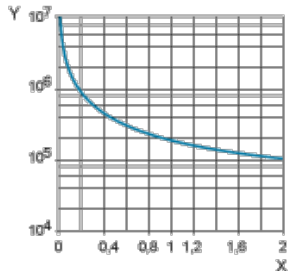
Wiring Diagram



Electrical Durability of Contacts

Durability (inductive load) = durability (resistive load) x reduction coefficient.

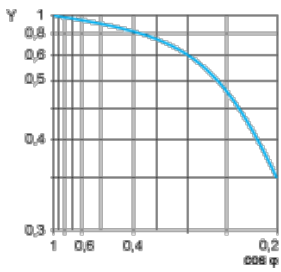
Resistive AC load



X Switching capacity (kVA)

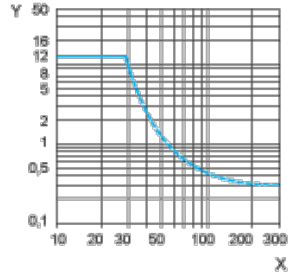
Y Durability (Number of operating cycles)

Reduction coefficient for inductive AC load (depending on power factor $\cos \phi$)



Y Reduction coefficient (A)

Maximum switching capacity on resistive DC load



X Voltage DC

Y Current DC

Note : These are typical curves, actual durability depends on load, environment, duty cycle, etc.