

## RSB1A120JD

utični relej sučelja – Zelio RSB – 1 C/O – 12 V DC – 12 A



### Glavno

|  |                     |
|--|---------------------|
| Range of product                             | Zelio Relay         |
| Series name                                  | Interface relay     |
| Product or component type                    | Plug-in relay       |
| Device short name                            | RSB                 |
| Contacts type and composition                | 1 C/O               |
| Contact operation                            | Standard            |
| [Uc] control circuit voltage                 | 12 V DC             |
| [Ithe] conventional enclosed thermal current | 12 Aat -40...40 °C  |
| Status LED                                   | Without             |
| Control type                                 | Without push-button |
| Sale per indivisible quantity                | 10                  |

### Komplementarno

|  |   |
|--|---|
| Shape of pin                           | Flat (PCB type)   |
| Average resistance                     | 360 Ohm (DC)at 20 °C +/- 10 %   |
| [Ue] rated operational voltage         | 8.4...18 V DC   |
| [Ui] rated insulation voltage          | 400 V conforming to EN/IEC 60947  |
| [Uimp] rated impulse withstand voltage | 3.6 kV conforming to IEC 61000-4-5  |
| Contacts material                      | Silver alloy (AgNi)   |
| [Ie] rated operational current         | 12 A, NO (AC-1/DC-1) conforming to IEC<br>6 A, NC (AC-1/DC-1) conforming to IEC |
| Minimum switching current              | 100 mA  |
| Maximum switching voltage              | 250 V DC conforming to IEC  |
| Switching voltage                      | 5 V   |
| Maximum switching capacity             | 3000 VA/336 W   |
| Load current                           | 12 Aat 250 V AC<br>12 Aat 28 V DC   |
| Minimum switching capacity             | 500 mW at 100 mA / 5 V  |
| Operating rate                         | <= 600 cycles/hour under load<br><= 18000 cycles/hour no-load                   |
| Mechanical durability                  | 30000000 cycles   |
| Electrical durability                  | 100000 cycles (12 Aat 250 V, AC-1) NO<br>100000 cycles (6 Aat 250 V, AC-1) NC   |
| Operating time                         | 20 ms operating<br>20 ms reset  |
| Average coil consumption               | 0.45 W DC   |
| Drop-out voltage threshold             | >= 0.1 Uc DC  |
| Safety reliability data                | B10d = 100000   |
| Protection category                    | RT I  |
| Operating position                     | Any position  |
| Product weight                         | 0.014 kg  |
| Device presentation                    | Complete product  |

### Okolina

|                     |   |
|---------------------|---|
| dielectric strength | 1000 V AC between contacts<br>2500 V AC between poles<br>5000 V AC between coil and contact |
|---------------------|---|

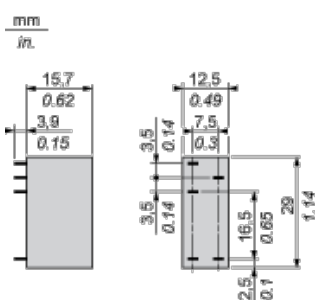
Informacije dane u ovoj dokumentaciji sadrže opće opise i/ili tehničke karakteristike o performansama ovdje sadržanih proizvoda.  
 Ova dokumentacija nije namijenjena kao zamjena za niti bi se trebala koristiti za određivanje prikladnosti ili pouzdanosti predmetnih proizvoda za konkretne korisničke primjene.  
 Svaki takav korisnik ili integrator dužan je provesti odgovarajuću i potpunu analizu rizika, procjenu i ispitivanje proizvoda u odnosu na odgovarajuću specifičnu primjenu ili uporabu istog.  
 Niti društvo Schneider Electric, Industries SAS niti bilo koje od njegovih povezanih poduzeća ili podružnica neće preuzeti obvezu ili snositi odgovornost za pogrešnu upotrebu sadržanih informacija.

|                                       |  |
|---------------------------------------|--|
| standards                             | EN/IEC 61810-1<br>UL 508<br>CSA C22.2 No 14  |
| product certifications                | CSA<br>UL<br>EAC   |
| ambient air temperature for storage   | -40...85 °C  |
| vibration resistance                  | +/- 1 mm (f = 10...55 Hz) conforming to EN/IEC 60068-2-6   |
| IP degree of protection               | IP40 conforming to EN/IEC 60529  |
| shock resistance                      | 10 gn for 11 ms not operating conforming to EN/IEC 60068-2-27<br>5 gn for 11 ms in operation conforming to EN/IEC 60068-2-27 |
| ambient air temperature for operation | -40...85 °C (DC)   |

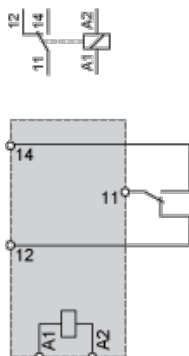
### Contractual warranty

|                 |           |
|-----------------|-----------|
| Warranty period | 18 months |
|-----------------|-----------|

### Dimensions



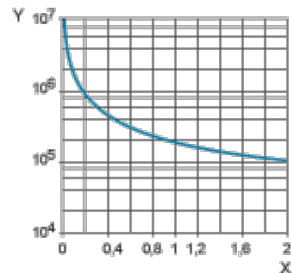
### Wiring Diagram



### Electrical Durability of Contacts

Durability (inductive load) = durability (resistive load) x reduction coefficient.

Resistive AC load



X Switching capacity (kVA)

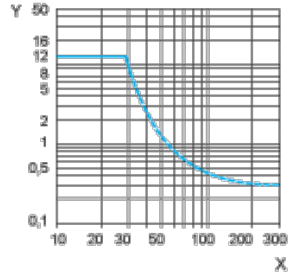
Y Durability (Number of operating cycles)

Reduction coefficient for inductive AC load (depending on power factor  $\cos \phi$ )



Y Reduction coefficient (A)

Maximum switching capacity on resistive DC load



X Voltage DC

Y Current DC

**Note :** These are typical curves, actual durability depends on load, environment, duty cycle, etc.