

## RXM4GB1BD

Minijaturni utični relej – Zelio RXM 4 C/O 24 V DC 3 A



### Glavno

Range of product	Zelio Relay
Series name	Miniature
Product or component type	Plug-in relay
Device short name	RXM
Contacts type and composition	4 C/O
[Uc] control circuit voltage	24 V DC
[Ithe] conventional enclosed thermal current	3 A at -40...55 °C
Status LED	Without
Control type	Lockable test button
Utilisation coefficient	20 %

### Komplementarno

Shape of pin	Flat
[Ui] rated insulation voltage	250 V conforming to IEC 300 V conforming to UL 300 V conforming to CSA
[Uimp] rated impulse withstand voltage	2.5 kV for 1.2/50 µs
Contacts material	Gold plated bifurcated silver
[Ie] rated operational current	2 A at 28 V DC (NO) conforming to IEC 2 A at 250 V AC (NO) conforming to IEC 1 A at 28 V DC (NC) conforming to IEC 1 A at 250 V AC (NC) conforming to IEC 3 A at 28 V DC conforming to UL 3 A at 277 V AC conforming to UL
Maximum switching voltage	250 V conforming to IEC
Load current	3 A at 250 V AC 3 A at 28 V DC
Maximum switching capacity	750 VA/84 W
Minimum switching capacity	15 mW at 3 mA, 5 V
Operating rate	<= 18000 cycles/hour no-load <= 1200 cycles/hour under load
Mechanical durability	10000000 cycles
Electrical durability	100000 cycles for resistive load depending on mounting position and working environment
Average coil consumption	0.9 W
Drop-out voltage threshold	>= 0.1 Uc
Operating time	20 ms
Reset time	20 ms
Average resistance	650 Ohm at 20 °C +/- 10 %
Rated operational voltage limits	19.2...26.4 V DC
Protection category	RT I
Operating position	Any position
Product weight	0.037 kg
Device presentation	Complete product

### Okolina

dielectric strength	1300 V AC between contacts with micro disconnection insulation 2000 V AC between coil and contact with reinforced insulation 2000 V AC between poles with basic insulation
---------------------	--

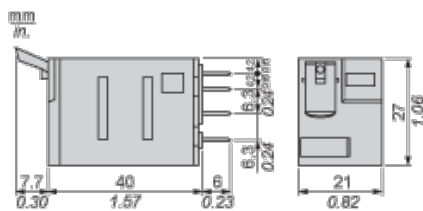
Informacije dane u ovoj dokumentaciji sadrže opće opise i/ili tehničke karakteristike o performansama ovdje sadržanih proizvoda. Ova dokumentacija nije namijenjena kao zamjena za niti bi se trebala koristiti za određivanje prikladnosti ili pouzdanosti predmetnih proizvoda za konkretne korisničke primjene. Svaki takav korisnik ili integrator dužan je provesti odgovarajuću i potpunu analizu rizika, procjenu i ispitivanje proizvoda u odnosu na odgovarajuću specifičnu primjenu ili uporabu istog. Niti društvo Schneider Electric, Industries SAS niti bilo koje od njegovih povezanih poduzeća ili podružnica neće preuzeti obvezu ili snositi odgovornost za pogrešnu upotrebu ovdje sadržanih informacija.

product certifications	CE CSA GOST RoHS UL REACH Lloyd's
standards	EN/IEC 61810-1 UL 508 CSA C22.2 No 14
ambient air temperature for storage	-40...85 °C
ambient air temperature for operation	-40...55 °C
vibration resistance	3 gn (f = 10...150 Hz), amplitude +/- 1 mm (on 5 cycles in operation) 5 gn (f = 10...150 Hz), amplitude +/- 1 mm (on 5 cycles not operating)
IP degree of protection	IP40 conforming to EN/IEC 60529
shock resistance	10 gn in operation 30 gn not operating
pollution degree	2

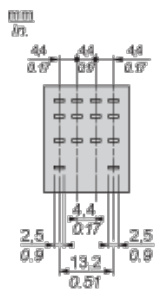
### Contractual warranty

Warranty period	18 months
-----------------	-----------

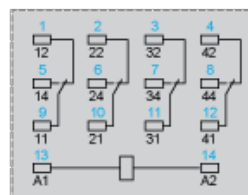
### Dimensions



Pin Side View



### Wiring Diagram

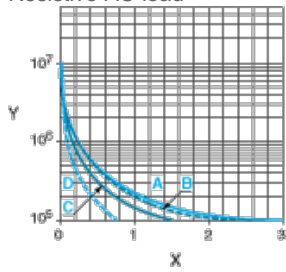


Symbols shown in blue correspond to Nema marking.

### Electrical Durability of Contacts

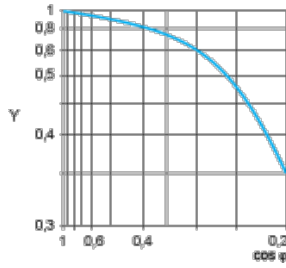
Durability (inductive load) = durability (resistive load) x reduction coefficient.

Resistive AC load



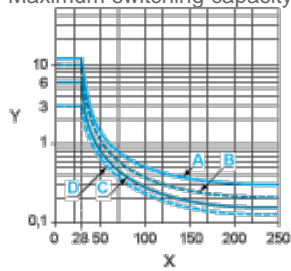
- X Switching capacity (kVA)
- Y Durability (Number of operating cycles)
- A RXM2AB...
- B RXM3AB...
- C RXM4AB...
- D RXM4GB...

Reduction coefficient for inductive AC load (depending on power factor  $\cos \phi$ )



- Y Reduction coefficient (A)

Maximum switching capacity on resistive DC load



- X Voltage DC
- Y Current DC
- A RXM2AB...
- B RXM3AB...
- C RXM4AB...
- D RXM4GB...

**Note :** These are typical curves, actual durability depends on load, environment, duty cycle, etc.