



Glavno

Range of product	Harmony XB6E
Product or component type	Complete non-illuminated mushroom head push-button
Device short name	XB6E
Bezel material	Plastic
Mounting diameter	32 mm
Shape of signaling unit head	Round
Type of operator	Trigger action
Reset	Turn to release Pull to release
Operator profile	Red mushroom Ø 32 mm
Contacts type and composition	2 NC
Connections - terminals	Solder terminal, clamping connection ≤ 0.75 mm ² / AWG 19 min

Komplementarno

Product weight	0.0194 kg
Marking	CE
Mechanical durability	100000 cycles
Tightening torque	0.6...1 N.m
Short-circuit protection	6 A by gG fuse conforming to IEC 60269
[I _{th}] conventional free air thermal current	5 A
[U _i] rated insulation voltage	250 V (degree of pollution: 3)
Insulation resistance	< 100 MOhm
[U _{imp}] rated impulse withstand voltage	2.5 kV
[I _e] rated operational current	1.5 A at 120 V, AC-12, C300 conforming to EN/IEC 60947-5-1 0.3 A at 120 V, AC-15, C300 conforming to EN/IEC 60947-5-1 1 A at 240 V, AC-12, C300 conforming to EN/IEC 60947-5-1 0.3 A at 240 V, AC-15, C300 conforming to EN/IEC 60947-5-1 1 A at 24 V, DC-12, R300 conforming to EN/IEC 60947-5-1 0.7 A at 24 V, DC-13, R300 conforming to EN/IEC 60947-5-1 0.2 A at 125 V, DC-12, R300 conforming to EN/IEC 60947-5-1 0.15 A at 125 V, DC-13, R300 conforming to EN/IEC 60947-5-1
Electrical durability	1000000 cycles 50000 cycles DC-13

Okolina

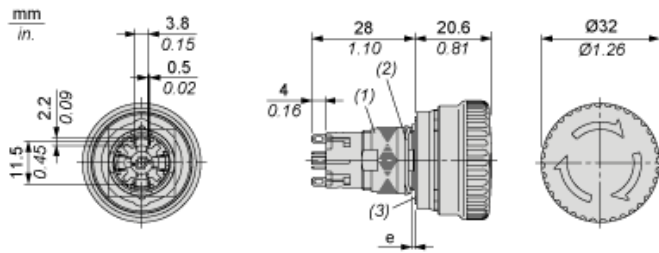
ambient air temperature for storage	-40...70 °C
ambient air temperature for operation	-10...55 °C
IP degree of protection	IP65 conforming to IEC 60529
standards	EN 60947-5-1 EN 60947-5-5 UL 508 GB 14048.5 CSA C22.2 No 14 JIS C8201-5-1
product certifications	CCC TÜV UR
vibration resistance	+/- 0.7 mm (10...500 Hz)

Informacije dane u ovoj dokumentaciji sadrže opće opisne i/ili tehničke karakteristike o performansama ovdje sadržanih proizvoda. Ova dokumentacija nije namijenjena kao zamjena za niti bi se trebala koristiti za određivanje prikladnosti ili pouzdanosti predmetnih proizvoda za konkretne korisničke primjene. Svaki takav korisnik ili integrator dužan je provesti odgovarajuću i potpunu analizu rizika, procjenu i ispitivanje prije primjene ili uporabu istog. Niti društvo Schneider Electric, Industries SAS niti bilo koje od njegovih povezanih poduzeća ili podružnica neće preuzeti obvezu ili snositi odgovornost za pogrešnu upotrebu ovdje sadržanih informacija.

Offer Sustainability

Green Premium product	Green Premium product
Compliant - since 1323 - Schneider Electric declaration of conformity	Compliant - since 1323 - Schneider Electric declaration of conformity
Reference not containing SVHC above the threshold	Reference not containing SVHC above the threshold
Available	Available
Available	Available

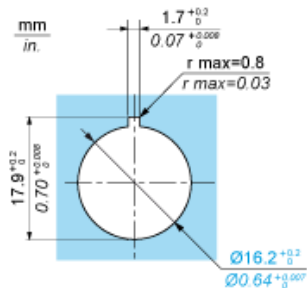
Emergency Stop Pushbutton



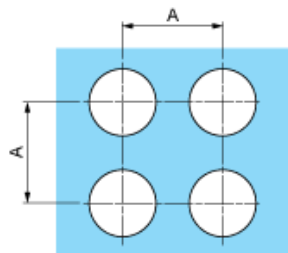
e : panel thickness 0.5 to 6 mm / 0.01 to 0.23 in.

- (1) Nut
- (2) Anti-rotation plate (thickness: 0.6 mm / 0.02 in.)
- (3) Seal (thickness: 0.5 mm / 0.01 in.)

Panel Cut-out



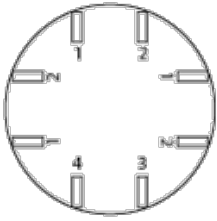
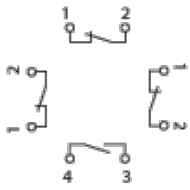
Minimum Clearance for Emergency Stop Pushbutton



A : 41 mm / 1.61

Wiring Diagram

Emergency Stop Pushbutton Switches



TerminalsNC contact terminals

1-2 :

TerminalsNO contact terminals

3-4 :