

Podatkovni list proizvoda

Karakteristike

XB7EV64P3

okrugla signalna žaruljica Ø22–crvena–BA 9s baza–
≤ 250 V–faston konektori



Glavno

Range of product	Harmony XB7
Product or component type	Pilot light
Device short name	XB7
Mounting diameter	22 mm
Sale per indivisible quantity	10
Operator additional information	With plain lens
Light source	Incandescent (bulb not included)
Device presentation	Monolithic product

Komplementarno

Height	29 mm
Width	29 mm
Depth	54 mm
Terminals description ISO n°1	(X1-X2)PL
Product weight	0.018 kg
Overvoltage category	Class II IEC 60536
Device mounting	Fixing hole 22.5 mm 22.3 +0.4/0 EN/IEC 60947-5-1
Fixing center	>= 30 x 40 mm support panel metal 1...6 mm >= 30 x 40 mm support panel plastic 2...6 mm
Fixing mode	Fixing nut beneath head 2...2.4 N.m
Shape of signaling unit head	Round
Cap/operator or lens colour	Red
Connections - terminals	Faston connectors 1 x 6.35 mm EN/IEC 60947-1 Faston connectors 2 x 2.8 mm EN/IEC 60947-1
[U _i] rated insulation voltage	250 V 3 EN/IEC 60947-1
[U _{imp}] rated impulse withstand voltage	6 kV EN/IEC 60947-1
Signalling type	Steady
Bulb base	BA 9s
Light block supply	Direct
[U _s] rated supply voltage	≤ 250 V
Compatibility code	XB7

Okolina

protective treatment	TH
ambient air temperature for storage	-40...70 °C
ambient air temperature for operation	-25...55 °C
IP degree of protection	IP20 rear face IEC 60529 IP54 front face IEC 60529
NEMA degree of protection	NEMA 12
standards	EN/IEC 60947-1 EN/IEC 60947-5-1 JIS C 4520 UL 508 CSA C22.2 No 14
vibration resistance	5 gn 2...500 Hz IEC 60068-2-6
shock resistance	50 gn 11 ms half sine wave acceleration IEC 60068-2-27
electromagnetic compatibility	Disturbing field emission class B EN 55011

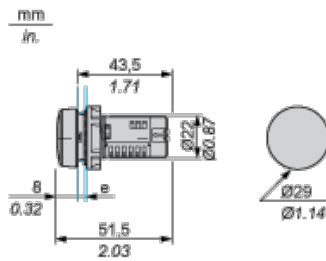
Informacije dane u ovoj dokumentaciji sadrže opće opise i/ili tehničke karakteristike o performansama ovdje sadržanih proizvoda. Ova dokumentacija nije namijenjena kao zamjena za niti bi se trebala koristiti za određivanje prikladnosti ili pouzdanosti predmetnih proizvoda za konkretne korisničke primjene. Svaki takav korisnik ili integrator dužan je provesti odgovarajuću i poplunu analizu rizika, procjenu i ispitivanje proizvoda u odnosu na odgovarajuću specifičnu primjenu ili uporabu istog. Niti društvo Schneider Electric Industries SAS niti bilo koje od njegovih povezanih poduzeća ili podružnica neće preuzeti obvezu ili snositi odgovornost za pogrešnu upotrebu ovdje sadržanih informacija.

Contractual warranty

Warranty period	18 months
-----------------	-----------

Pilot Light with Faston Terminal

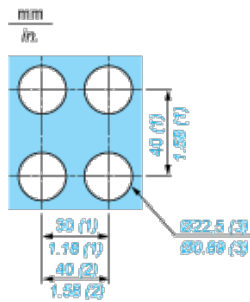
Dimensions



e Support panel thickness: 1 to 6 mm/0.4 to 0.24 in. (metal), 2 to 6 mm/0.8 to 0.24 in. (plastic).

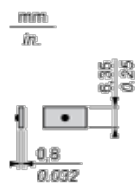
Mounting

Diameter of Finished Fixing Holes

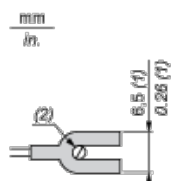


- (1) Minimum value.
- (2) 40 mm/1.58 in. for Emergency switching off pushbutton only.
- (3) Standard value: $\varnothing 22.3$ (0; + 0.4) mm/ $\varnothing 0.88$ (0; + 0.02) in.

Faston Clip Connection

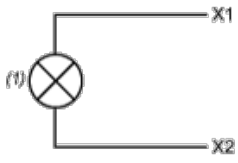


“U” Type Tag Connection



- (1) 6.5 mm/0.26 in. recommended, 7 mm/0.28 in. max.
- (2) M3 screw clamp terminal.

Wiring Diagram



(1) bulb BA 9s