

## Podatkovni list proizvoda

### Karakteristike

# XB7EV65P

okrugla signalna žaruljica Ø22–žuta–BA 9s–<=250 V–priključci vijčane stezal.



### Glavno

Range of product	Harmony XB7
Product or component type	Pilot light
Device short name	XB7
Mounting diameter	22 mm
Sale per indivisible quantity	10
Operator additional information	With plain lens
Light source	Incandescent (bulb not included)
Device presentation	Monolithic product

### Komplementarno

Height	29 mm
Width	29 mm
Depth	54 mm
Terminals description ISO n°1	(X1-X2)PL
Product weight	0.018 kg
Overvoltage category	Class II IEC 60536
Device mounting	Fixing hole 22.5 mm 22.3 +0.4/0 EN/IEC 60947-5-1
Fixing center	>= 30 x 40 mm support panel metal 1...6 mm >= 30 x 40 mm support panel plastic 2...6 mm
Fixing mode	Fixing nut beneath head 2...2.4 N.m
Shape of signaling unit head	Round
Cap/operator or lens colour	Yellow
Connections - terminals	Screw clamp terminals <= 2 x 1.5 mm <sup>2</sup> with cable end EN/IEC 60947-1 Screw clamp terminals 1 x 0.22...2 x 2.5 mm <sup>2</sup> without cable end EN/IEC 60947-1 Faston connectors 6.35 x 0.8 mm EN/IEC 60947-1 Forked type tag connectors 6.5 mm EN/IEC 60947-1
Tightening torque	0.8...1.2 N.m EN 60947-1
Shape of screw head	Cross Philips no 1 Cross pozidriv No 1 Slotted flat Ø 4 mm Slotted flat Ø 5.5 mm Cross JIS No 1
[Ui] rated insulation voltage	250 V 3 EN/IEC 60947-1
[Uimp] rated impulse withstand voltage	6 kV EN/IEC 60947-1
Signalling type	Steady
Bulb base	BA 9s
Light block supply	Direct
[Us] rated supply voltage	<= 250 V
Compatibility code	XB7

### Okolina

protective treatment	TH
ambient air temperature for storage	-40...70 °C
ambient air temperature for operation	-25...55 °C
IP degree of protection	IP20 rear face IEC 60529 IP54 front face IEC 60529
NEMA degree of protection	NEMA 12
standards	EN/IEC 60947-1

Informacije dane u ovoj dokumentaciji sadrže opće opise i/ili tehničke karakteristike o performansama ovdje sadržanih proizvoda. Ova dokumentacija nije namijenjena kao zamjena za niti bi se trebala koristiti za određivanje prikladnosti ili pouzdanosti predmetnih proizvoda za konkretne korisničke primjene. Svaki takav korisnik ili integrator dužan je provesti odgovarajuću i potpunu analizu rizika, procjenu i ispitivanje specifičnu primjenu ili uporabu istog. Niti društvo Schneider Electric Industries SAS niti bilo koje od njegovih povezanih podružnica neće preuzeti obvezu ili snositi odgovornost za pogrešnu upotrebu ovdje sadržanih informacija.

EN/IEC 60947-5-1  
 JIS C 4520  
 UL 508  
 CSA C22.2 No 14

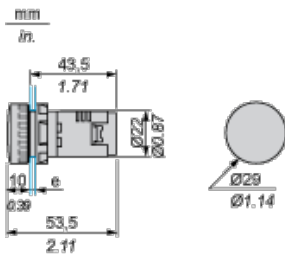
vibration resistance	5 gn 2...500 Hz IEC 60068-2-6
shock resistance	50 gn 11 ms half sine wave acceleration IEC 60068-2-27
electromagnetic compatibility	Disturbing field emission class B EN 55011

### Contractual warranty

Warranty period	18 months
-----------------	-----------

## Pilot Light with Screw Terminal

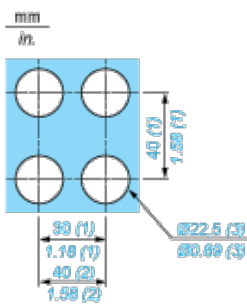
### Dimensions



e Support panel thickness: 1 to 6 mm/0.4 to 0.24 in. (metal), 2 to 6 mm/0.8 to 0.24 in. (plastic).

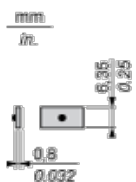
### Mounting

#### Diameter of Finished Fixing Holes

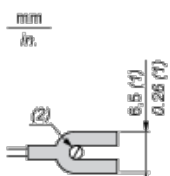


- (1) Minimum value.
- (2) 40 mm/1.58 in. for Emergency switching off pushbutton only.
- (3) Standard value: Ø 22.3 (0; + 0.4) mm/Ø 0.88 (0; + 0.02) in.

### Faston Clip Connection

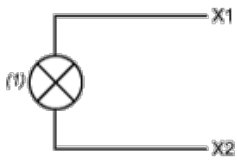


### “U” Type Tag Connection



- (1) 6.5 mm/0.26 in. recommended, 7 mm/0.28 in. max.
- (2) M3 screw clamp terminal.

### Wiring Diagram



- (1) bulb BA 9s