

XB7NJ08M1

OSVIJETLJENO TIPKALO - LED - s povratom - 1NO
- žuto - 230v



Glavno

Range of product	Harmony XB7
Product or component type	Illuminated push-button
Device short name	XB7
Mounting diameter	22 mm
Sale per indivisible quantity	10
IP degree of protection	IP20 (rear face) conforming to IEC 60529 IP65 (front face) conforming to IEC 60529
Shape of signaling unit head	Round
Type of operator	Push and push-to-release
Operator profile	Yellow projecting unmarked
Operator additional information	With plain lens
Contacts type and composition	1 NO
Connections - terminals	Screw clamp terminals: $\leq 2 \times 1.5 \text{ mm}^2$ with cable end conforming to EN/IEC 60947-1 Screw clamp terminals: $1 \times 0.34 \dots 2 \times 2.5 \text{ mm}^2$ without cable end conforming to EN/IEC 60947-1
Light source	LED
Bulb base	Integral LED
[Us] rated supply voltage	230 V AC, 50/60 Hz
Device presentation	Monolithic product

Komplementarno

CAD overall width	29 mm
CAD overall height	29 mm
CAD overall depth	57.5 mm
Terminals description ISO n°1	(13-14)NO
Product weight	0.023 kg
Device mounting	Fixing hole: $\varnothing 22.5 \text{ mm}$ ($22.3 + 0.4/0$) conforming to EN/IEC 60947-1
Fixing center	$\geq 30 \times 40 \text{ mm}$ on support panel, metal, thickness: 1...6 mm $\geq 30 \times 40 \text{ mm}$ on support panel, plastic, thickness: 2...6 mm
Fixing mode	Fixing nut beneath head recommended torque: 2...2.4 N.m
Contact operation	Slow-break
Positive opening	With (only NO) positive opening
Mechanical durability	300000 cycles
Tightening torque	0.8...1.2 N.m conforming to EN 60947-1
Shape of screw head	Cross head compatible with JIS No 1 screwdriver Cross head compatible with Philips no 1 screwdriver Cross head compatible with pozidriv No 1 screwdriver Slotted head compatible with flat $\varnothing 4 \text{ mm}$ screwdriver Slotted head compatible with flat $\varnothing 5.5 \text{ mm}$ screwdriver
Short-circuit protection	4 A cartridge fuse type gG conforming to EN/IEC 60947-5-1
[Ui] rated insulation voltage	250 V (degree of pollution: 3) conforming to EN/IEC 60947-1
[Uimp] rated impulse withstand voltage	4 kV conforming to EN/IEC 60947-1
[Ie] rated operational current	0.1 A at 250 V, DC-13, R300 conforming to EN/IEC 60947-5-1 0.22 A at 125 V, DC-13, R300 conforming to EN/IEC 60947-5-1 0.3 A at 240 V, AC-14, D300 conforming to EN/IEC 60947-5-1 0.6 A at 120 V, AC-14, D300 conforming to EN/IEC 60947-5-1
Electrical durability	1000000 cycles, DC-13, 0.3 A at 24 V, operating rate: 216000 cyc/mn, load factor: 0.5

Informacije dane u ovoj dokumentaciji sadrže opće opise i/ili tehničke karakteristike o performansama ovdje sadržanih proizvoda. Ova dokumentacija nije namijenjena kao zamjena za niti bi se trebala koristiti za određivanje prikladnosti ili pouzdanosti predmetnih proizvoda za konkretne korisničke primjene. Svaki takav korisnik ili integrator dužan je provesti odgovarajuću i potpunu analizu rizika, procjenu i ispitivanje proizvoda u odnosu na odgovarajuću specifičnu primjenu ili uporabu istog. Niti društvo Schneider Electric Industries SAS niti bilo koje od njegovih povezanih poduzeća ili podružnica neće preuzeti obvezu ili snositi odgovornost za pogrešnu upotrebu ovdje sadržanih informacija.

conforming to EN/IEC 60947-5-1 appendix C
 1000000 cycles, AC-15, 0.03 A at 230 V, operating rate: 216000 cyc/mn, load factor: 0.5 conforming to EN/IEC 60947-5-1 appendix C
 1000000 cycles, AC-15, 0.09 A at 240 V, operating rate: 108000 cyc/mn, load factor: 0.5 conforming to EN/IEC 60947-5-1 appendix C

Electrical reliability	$\Lambda \leq 10\exp(-6)$ at 17 V, 5 mA conforming to EN/IEC 60947-5-4
Signalling type	Steady
Supply voltage limits	195...264 V AC
Current consumption	22...27 mA
Service life	70000 h at rated voltage and 25 °C

Okolina

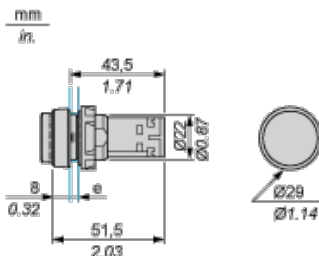
protective treatment	TH
ambient air temperature for storage	-40...70 °C
ambient air temperature for operation	-25...70 °C
electrical shock protection class	Class II conforming to IEC 61140
NEMA degree of protection	NEMA 12 conforming to UL 50 E
standards	EN/IEC 60947-1 EN/IEC 60947-5-1 JIS C 4520 UL 508 CSA C22.2 No 14
product certifications	CCC GOST
vibration resistance	5 gn (f = 2...500 Hz) conforming to IEC 60068-2-6
shock resistance	50 gn (duration = 11 ms) for half sine wave acceleration conforming to IEC 60068-2-27 30 gn (duration = 18 ms) for half sine wave acceleration
electromagnetic emission	Class B conforming to EN 55011

Offer Sustainability

Green Premium product	Green Premium product
Compliant - since 1145 - Schneider Electric declaration of conformity	Compliant - since 1145 - Schneider Electric declaration of conformity
Reference not containing SVHC above the threshold	Reference not containing SVHC above the threshold
Available	Available
Available	Available

Illuminated Pushbutton

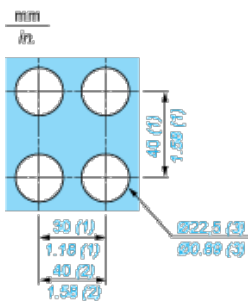
Dimensions



e Support panel thickness: 1 to 6 mm/0.4 to 0.24 in. (metal), 2 to 6 mm/0.8 to 0.24 in. (plastic).

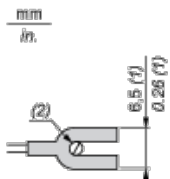
Mounting

Diameter of Finished Fixing Holes



- (1) Minimum value.
- (2) 40 mm/1.58 in. for Emergency switching off pushbutton only.
- (3) Standard value: $\varnothing 22.3 (0; + 0.4)$ mm/ $\varnothing 0.88 (0; + 0.02)$ in.

“U” Type Tag Connection



- (1) 6.5 mm/0.26 in. recommended, 7 mm/0.28 in. max.
- (2) M3 screw clamp terminal.

Wiring

