


## XEAC25361

potisni gumb bez zašt. kapice—za upravljački strujni krug—anal. izlaz—0.. 15V DC



### Glavno

Range of product	Harmony XAC
Product or component type	Non booted push-button
Control station name	XACB XACM
Electrical circuit type	Control circuit
[Us] rated supply voltage	0...15 V
Control circuit type	DC
Operating travel	11 mm

### Komplementarno

Contacts type and composition	1 NC + 1 NO at start of travel 1 NO at end of travel
Current consumption	< 15 mA
Connections - terminals	Terminal connectors, connection capacity: 1 x 2.5 mm <sup>2</sup> Terminal connectors, connection capacity: 2 x 1.5 mm <sup>2</sup>
Operating force	4 N at start of travel 9 N at end of travel
Mechanical durability	1000000 cycles
[Ithe] conventional enclosed thermal current	6 A
[Ui] rated insulation voltage	250 V, degree of pollution 3 conforming to IEC 60947-1
Rated power in VA	30 VA AC-15 for 1000000 cycles at 110 V 50/60 Hz conforming to IEC 60947-5-1 appendix C 30 VA AC-15 for 1000000 cycles at 230 V 50/60 Hz conforming to IEC 60947-5-1 appendix C 30 VA AC-15 for 1000000 cycles at 48 V 50/60 Hz conforming to IEC 60947-5-1 appendix C
Rated power in W	12 W DC-13 for 1000000 cycles at 110 V, load inductive conforming to IEC 60947-5-1 appendix C 48 W DC-13 for 1000000 cycles at 48 V, load inductive conforming to IEC 60947-5-1 appendix C
Product weight	0.065 kg

### Okolina

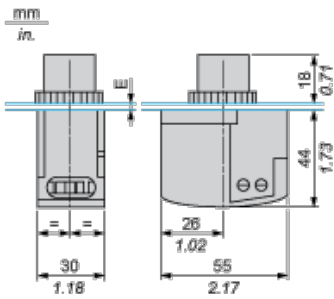
standards	EN 60947-5-1 IEC 60947-5-1
ambient air temperature for operation	-25...70 °C
ambient air temperature for storage	-40...70 °C
IP degree of protection	IP65 conforming to IEC 60529

### Contractual warranty

Warranty period	18 months
-----------------	-----------

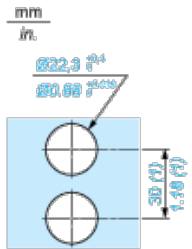
### Dimensions

Informacije dane u ovoj dokumentaciji sadrže opće opise i/ili tehničke karakteristike o performansama ovdje sadržanih proizvoda. Ova dokumentacija nije namijenjena kao zamjena za niti bi se trebala koristiti za određivanje prikladnosti ili pouzdanosti predmetnih proizvoda za konkretne korisničke primjene. Svaki takav korisnik ili integrator dužan je provesti odgovarajuću i potpunu analizu rizika, procjenu i ispitivanje proizvoda u odnosu na odgovarajuću specifičnu primjenu ili uporabu istog. Niti društvo Schneider Electric, Industries SAS niti bilo koje od njegovih povezanih poduzeća ili podružnica neće preuzeti obvezu ili snositi odgovornost za pogrešnu upotrebu ovdje sadržanih informacija.



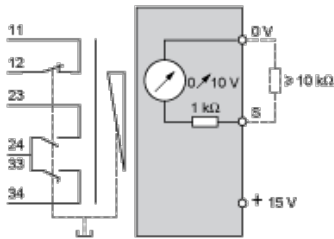
E Support panel thickness: 1 mm to 3.5 mm / 0.04 in. to 0.14 in.

## Panel Cut-Out



(1) Minimum fixing centres between 2 operators.

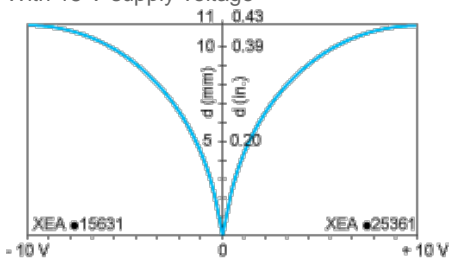
## Output Connection Diagram



## Analogue Circuit Characteristics

### Analogue Signal Output Curves


With 15 V supply voltage



d Distance travelled by the pushbutton operator

Power supply voltage = 15 V, output voltage = 10 V (if supply voltage < 15 V, output voltage < 10 V)

### Contact State versus Distance Travelled by the Pushbutton Operator



■ Contact Closed  
□ Contact Open